

ASI CHILDREN'S CENTER PRESENTS

MORE THAN JUST SCRIBBLES 2020



FROM LITTLE HANDS COMES BIG IDEAS

Discover the beauty, excitement, and creativity inspired by infants, toddlers, and preschoolers of ASI Children's Center as they show their understanding of the world in which they live



ARTIST STATEMENT

More than just Scribbles is a vibrant collection of art by the children of the ASI Children's Center who are as young as 6 months through Kindergarten. The exhibit showcases the beauty and complexity of young children's work. Go beyond the scribbles and explore how each mark, splatter of paint, and non-discriminate shape represent significant learning, growth, and culture. Photos and descriptions capture the enthusiasm of the creative process and allow viewers to gain a deeper understanding of the physical, social, emotional, and cognitive development that occurs when children are engaged in creating art. The collection features collaborative pieces in a variety of media inspired by the children's interests and experiences. Find inspiration in the beauty, diversity, and awe captured by these budding young artist as you see the world through their eyes.

We hope to have you all visit the Gallery when it reopens. Until then, please enjoy a virtual walk-through of all the creative work the children have done leading up to the exhibit.

BAMBINIS



Bambini 1: Infants & Toddlers Ages 6-24 months of age *Shades of Gray*


For this piece, children were provided finger paint, brushes, and a canvas. Teachers placed the black finger paint onto the canvas and the children began to explore in different ways. Some children used the brushes while others used their whole bodies. At this age, children are learning through their senses and experiences. Painting is great activity for them to explore their world through their bodies. They investigate what paint looks like, what it sounds like, what it feels like, what it smells like, and even what it tastes like. The next step for this piece was to add texture. We did this by adding salt to white finger paint. Children were given brushes to explore this new texture. To finish the piece, we added salt to black finger paint to create texture all over the canvas. When you look at this piece you may only see two colors black and white but we see it as shades of grey. We named this piece "Shades of Gray" because learning is never black and white. Children learn in their own unique way and we teachers respect every child's desire to learn.





Bambini 1: Infants & Toddlers Ages 6-24 months of age
Stepping into the World

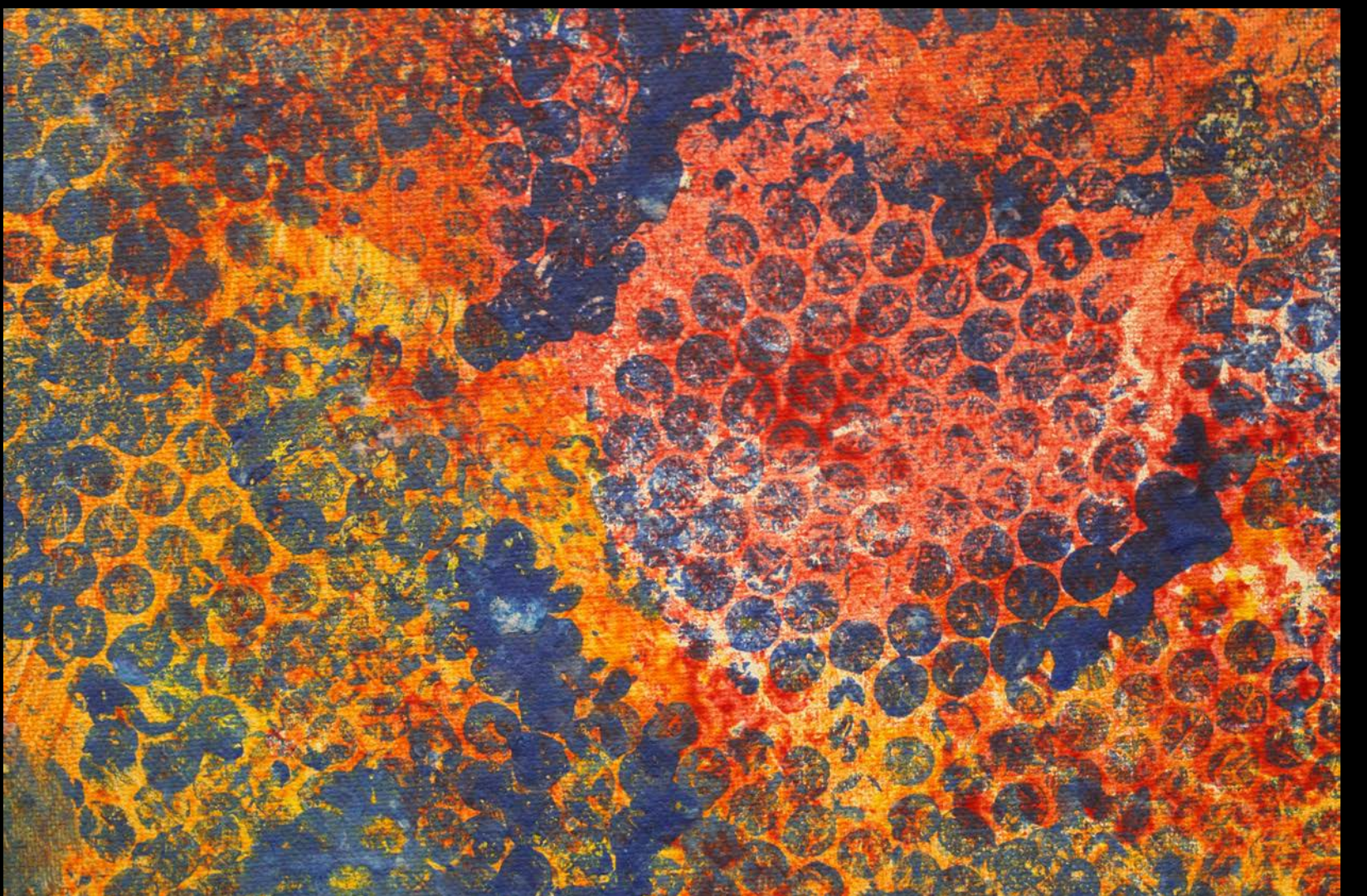
For this piece children were given colored iced cubes and white card stock. Children explored the colored ice cubes using their hands and mouths. Some tapped the colored ice cubes on the paper while others moved it from side to side. Teachers asked the children how the ice cubes felt. They also asked if the ice cubes had a taste. Children are usually exposed to watercolor in a liquid form and this activity gave the children an opportunity to experience watercolor in a frozen form. After the watercolors dried, teachers stamped the children's feet in black ink onto their papers. This piece signifies the next generation "coming into the world and making their mark"!





Bambini 2: Infants & Toddlers Ages 6-24 months of age *Art in Action*

This piece is all about the process! Children were provided with stamps covered in bubble wrap, acrylic paints, and a large canvas. It was created over several sessions. Teachers showed children how to dip the stamp in the paint and then onto the canvas revealing an interesting dotted pattern. Teachers used vocabulary with the children such as, "bubble wrap, stamping, print, and polka dots." Children learned concepts about cause and effect, mixing colors, fine motor-gross motor manipulative skills, sharing space with peers, and language use (vocabulary) and understanding (comprehension). After seeing the effect of the stamping on the canvas, the children became more excited to stamp the dots all over. Some children used the stamps in ways the teachers did not anticipate, such as by making circles and wiping the stamp across the canvas making a different kind of effect. What we love about this piece is the movement of the children reflected in the paint!





Bambini 2: Infants & Toddlers Ages 6-24 months of age ***Layers, Layers, Layers!***


Children worked on this piece over many sessions. They were provided finger paints and tissue paper, which they layered in each session. This experience allowed children to practice sharing space and materials with peers, fine motor skills, color recognition, cause and effect, vocabulary, and language comprehension. Teachers used vocabulary with children such as, "tissue paper, layer, paste stick, and paintbrush." The children enjoyed the repetitive action of placing and peeling off the tissue paper onto the canvas using the finger paints as a way to make it stick. They often stuck a piece of tissue paper onto the canvas and then peeled it off again only to place it in the same spot or re-situate it. Watching each child's unique way of participating was interesting as some crumpled the tissue, either on purpose or by accident, before placing it on the canvas while others were very careful to lay their pieces of tissue paper flat. You can see the various techniques as you look closely at this piece.





Bambini 3: Infants & Toddlers Ages 12-24 months of age ***Liquid Watercolor with Salt Accents on Cloth Canvas***

The children used their fine motor skills as they squeezed various shades of liquid water color from pipettes onto the cloth canvas. Some children squeezed gently with little drops coming out of the pipette. Other children gave a strong squeeze, letting the liquid watercolor come out all at once. The children were shown that the more water color was added, the darker the color turned. When it was time for the accents of salt, the children took turns getting a "pinch" of salt to sprinkle onto the glue covered cloth canvas.




LA CASITAS



La Casita 1: Toddlers Ages 24 month-3 years of age *Puzzled Together*


During this art exploration, the children of La Casita 1 were given the opportunity to use variety of different watercolors, paint brushes, and their own individual wooden hexagons. The children started this exploration by identifying the shape, recognizing the corners and size. They went on to dipping their brushes into the paint and transferring it to their hexagon. A teacher explained that the paint was dissolving and soaking into the hexagon shape as it dried. Each child chose their own color and used whichever stroke technique they desired. For another portion of this activity the children were exposed to sheets of beeswax. They were given watercolors and brushes again to paint onto the individual beeswax sheets. The children had the opportunity to explore the smell and the sticky texture of the beeswax. When the shapes were all dried up the children were able to come together and place the shapes together creating their own "puzzle of hexagons".





La Casita 2: Toddlers Ages 2-3 years of age *Budding Scientists*


It has been said that children are like scientists. They are not merely playing, they are instead constantly experimenting and investigating. When a child has an idea, they develop their hypothesis. When they carry out their ideas through actions, they experiment. Through cause and effect, they collect data on what is working and what is not. From there they might change their ideas creating a new hypothesis and try something new. To support our future "Sacramento State Scientists" we offered them some science experiences. First we colored on a white canvas with white oil pastels to make a surprise picture that we later added liquid watercolors to. The children enjoyed mixing the watercolors and watching them change (primary and secondary colors), painted them on the canvas, and we talked about what we saw. The watercolors were everywhere except where they colored with the white oil pastel (oil barrier on the canvas). As the watercolors dried they noticed our picture showed up even more! Some of the children were jumping up and down in excitement in seeing their drawing appear like magic throughout the day. A few days later they added some white glue. The children used fine motor skills to squeeze the glue out of the bottles and onto the canvas. The glue felt sticky on our hands. Some children stayed to play with the glue while other children quickly washed their hands. What would happen to the glue...will it make a magic message like the white oil pastel?! In hoping the glue would act as a barrier for paint we let that sit and dry for a day. The next step was to make chalk paint. Using plastic hammers and the children gross motor muscles, we broke up a few colors of chalk to add water and make chalk paint. The chalk paint was then applied using pipets until some friends decided to pour the paint onto the canvas. Once the canvas was dry the children had the opportunity to explore their creation. Ava said, "I see an owl!" She pointed to the big pink spot on the canvas. What do you see?





La Casita 2: Toddlers Ages 2-3 years of age *Habitat*


Over the year, we have introduced and talked about habitats. The children have learned "a habitat is where something lives". The children were inspired by a classroom caterpillar; fed it watermelon and tomato plants until it went through metamorphosis and became a moth. The children created their own classroom habitat that reflects nature by helping teacher Theresa grow classroom plants, exploring roots, dirt, and talking about how plants need dirt, sun, and water to grow. Keeping in theme with "nature" and wondering, we decided to take a nature hike and see the Sacramento State University habitat. We looked at all the different plants. We were sure to bring a nature basket to collect items in as we stopped and talked about them. We found "pokey spheres" and "long, soft seed encasings", "tiny pinecones" and "yellow dandelions/flowers". Later, the nature basket was brought to circle time where teacher Theresa and the children explored what they had found on the nature hike. The following day the items collected during the nature hike was displayed beautifully on a mirror for the children to explore using magnifying glasses. After talking about how they felt, what they looked like, where they came from, and what makes them nature. The children used the nature items to create this "habitat" inspired art piece. Using empty boxes as a frame children were given glue bottles to squeeze out the glue and fill up the boxes. Children were then provided with the nature they had collected on the nature hike to place where ever and how ever they wanted in the boxes. The children enjoyed watching the glue pour from the bottle into the boxes and watching it drip down through the nature they had added to the boxes of glue. Children were happily content at the table exploring how the glue and nature interacted together for 30-45 minutes.





La Casita 3: Toddlers Ages 2-3 years of age *Creator Mapping*

For this activity, children were given cars with various tire sizes. Using fine motor skills and focused attention, the children painted with the cars by running the wheels through dishes of paints and rolling the cars on the canvas, noticing different lines and colors. The three different canvases all use various mediums beginning with foam paint, watercolors, and Bio Color paint. Through this method of art, children are developing the motor skills with exploration of mixing colors and expanding on their vocabulary skills.





La Casita 3: Toddlers Ages 2-3 years of age *Tire-genics*


The children in our classroom have been interested in wheels, vehicles, and things that go round all year which was the inspiration for this activity. The children used paint brushes to create a "splatter effect" over the car tire. The children learned the concept of mixing colors primary colors into secondary colors with the help from their teachers. Then, they dipped paint brush into the paint and sand to create a "monster truck" appeal. Through creating this imaginative piece, the children practiced their fine motor skills, vocabulary, inquiry, turn taking and social skills.





La Casita 3: Toddlers Ages 2-3 years of age ***Palette Racetrack***

The children explored the bicycle wheel and experienced patterns created by the bicycle wheel. They used their gross and perceptual motor skills to create this piece of art! They rode their tricycles over cloth art material. The children demonstrated awareness of their own physical effort, body awareness, spatial awareness, and directional awareness. The children were encouraged to maintain their feet on the pedals to continue creating the wheeled design on the canvas material.





La Casita 3: Toddlers Ages 2-3 years of age *Marble Paint-o-rama*

Circles placed between the spokes were created by the children. They were given a circle-sized paper a container. They chose a few paint colors for the container and rolled the marbles around to create a "lined" effect on the paper. Once dried, the papers were hole-punched. The children then used pipe cleaners to attach their paper circle onto the spokes. For vocabulary expansion, the teachers talked about the anatomy of the wheel and how the spokes made a "radial pattern".



La Casita 1: Toddlers 24+ months

Color Illusion

Children sat down at the table with a blank canvas in front of them. Four small glass mason jars filled with water surround the canvas. The children used sponge brushes to dip into the water to lightly dampen the white canvas. Then the teacher brought out a tray of colorful tissue paper cut into circles. The children started to identify the different colored circles, grabbing their favorite color and then placing them on the canvas. After the canvas was filled with circles, the children got to take turns using a spray bottle spraying water on the canvas. Later, when the circles dried the children were able to remove the circles from the canvas, to reveal the color from the tissue paper bled through onto that canvas.



CASAS



Casa 1: Preschoolers Ages 2.7-5.5 years of age *The Solar System*

A field trip to the campus' new Planetarium during fall 2019 peaked the curiosity of the children to explore, examine, wonder, and ask us about the solar system. To answer their questions, we read the book "Our Solar System". Throughout the semester, the children used stories, books, maps, pictures and videos to gain more knowledge and explore the answers to their questions about planets. This led to a longitudinal project over several months of time, in which the children revisited multiple ways. First, the children made the planets out of paper mache with glue, flour, and newspapers. They painted the paper mache colors to coordinate with the planets. Next, they went on short walks around campus to collect spiky cluster balls (liquid amber trees) to create night stars. The children added nature and other materials to create textures on the planets. They also collected a tree branch, painted it black, glued glitters, and wired stars on it to make the night skies. This project enhanced the children's knowledge of the "solar system".





Casa 1: Preschoolers Ages 2.7-5.5 years of age
Recycling Geometric Shapes

Through learning about Earth, the children asked questions about what the colors of the planet represented in real life as they explored a map of the Solar System. These conversations added to their knowledge; the blue areas are water, the green are land, and the white parts are the clouds. The learned the clouds moves around the atmosphere with oxygen for all living creatures breathe. The children further discussed how to nurture & care for the earth by growing more plants to create oxygen. To add more knowledge, we read the book "Why Should I Recycle?" by Mike Gordon. This book guided them to collect recycled materials to create this art project. They glued their collections of caps from milk gallons, plastic bottle tops, containers, old gears, etc. onto the donated thick cardboard pieces. Then they added paint and glitter as texture. This project helped the children develop team work as they "upcycled unwanted materials" into a beautiful piece of art.





Casa 1: Preschoolers Ages 2.7-5.5 years of age ***Mosaic with Nature***



Naturally, the children explored the outdoors, investigated bugs, and created homes for them. This led to the collection of nature materials on the science shelf, in baskets, and in their pockets. Through these engagements, they created a mosaic master piece. First, the children worked together to make playdough measuring and mixing flour, cream of tartar, salt, water, oil. Secondly, they molded the dough on to a wooden board and stuck the nature materials around it and dried for several days. Thirdly, they glue the rainbow rocks on to the small spaces of the playdough to add color.





Casa 2: Preschoolers Ages 2.7-5.5 years of age 7 Wonders of the World

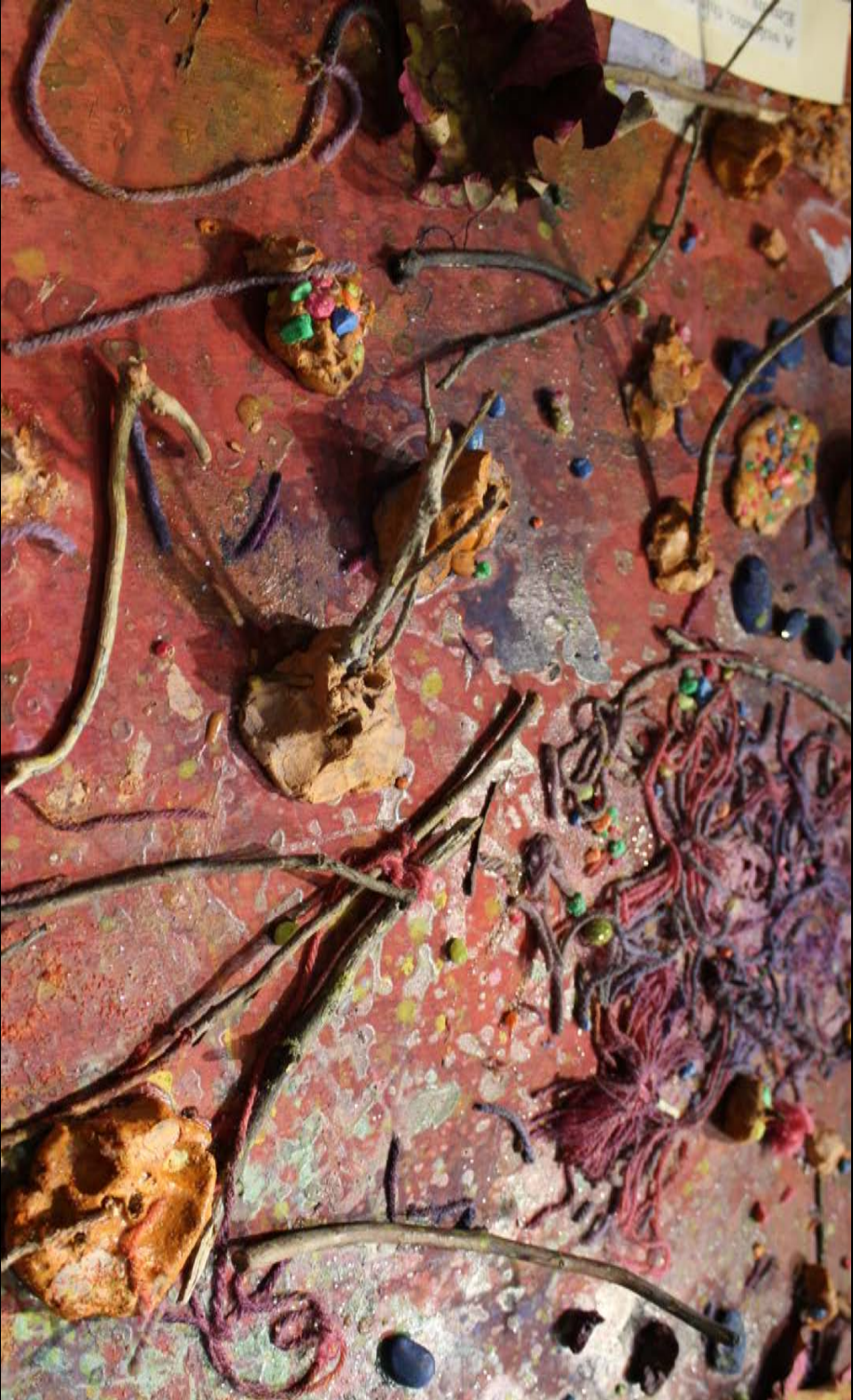

The Casa 2 children learned about planets during the fall 2019 semester. They expanded this knowledge to their own planet earth using books and maps. The children showed an interest in landmarks on a map and began to ask, "what are landmarks and where were they"? To facilitate their curiosity, they drew the landmarks with pastel and began to delve more into the 7 Wonders of the World. The children were given sand moldings to create paper versions of the 7 Wonders with a mixture of flour, water, and magazines. Finally, the children painted the moldings after they dried out. Throughout this project the children have learned about the locations and names of the "7 Wonders of the World".





Casa 2: Preschoolers Ages 2.7-5.5 years of age
Stick To It!!!

The Casa 2 children used a wooden board, clay, sticks, leaves, glitter, and rainbow rocks for this creation. The children collected sticks and rocks working them along with the clay. The ongoing project started in the fall 2019 semester and the children stuck with it well into the spring 2020 semester! They painted the wooden board using different mediums such as water color and tempera paints. You'll see different development levels in the project based on the children's ages and emerging interests.





Casa 2: Preschoolers Ages 2.7-5.5 years of age *C is for Community*

Smell the canvas and you may detect some citrus aromas! The ASI Children's Center is very fortunate to have families that pick and bring citrus fruit to our Center. This piece was dedicated to our caring families who help us not only get some healthy vitamin C into our bodies and fight those invisible germs and learn about citrus fruits! The children and teachers juiced oranges and lemons while comparing their tastes and attributes. We up-cycled the rinds and used them to stamp the plain canvas and mix primary colors together to make new colors. The children added some glitter to the paint as well. We then washed the rest of the rinds and put them in our compost bin in our garden!





Casa 3: Preschoolers Ages 2.7-5+ years of age ***Self-Portraits – One, two, three it is!!***

We had an engaging conversations about the children's Family cards (a card is given to families to fill out with their child about makes their family special and is displayed in the classroom) so the children decided they wanted to make pictures of themselves. They also wanted to incorporate sticks in their project. They were excited as they practiced their gross motor skills by running around the playground collecting all types of sticks. As the children collected the sticks the following words were used to describe the sticks that they collected; big and small. We introduced more vocabulary to describe the sticks such as, gigantic, heavy, light, rough and smooth. As the children placed the sticks into their art pieces, the children used their imagination as they created their self-portraits. Not only did the children have the opportunity to learn new concepts but they also showed an increase in their established fine motor/manipulative skills as they used their fingers to make their portraits come to life.





Casa 3: Preschoolers Ages 3-5+ years of age ***The Explorers***

Last year our little explorers took a fieldtrip to the Planetarium. They learned about planets, stars, and outer space. We incorporated books about space, astronauts, and the solar system into our classroom library. Our explorers wanted to know more about space so we started to build a rocket out of newspaper with homemade glue using flour and water. Along with the rocket, we also designed an astronaut helmet. As the children constructed the rocket, a child named Connor asked, "How are we gonna fit inside it?" A child named Easton said, "We'll have to call a scientist because he can make it bigger". Within this activity the children demonstrated an increase in precision, strength, coordination, and efficiency when using their hands. They were also able to utilize the concepts of symmetry, balance, and design. The children showed us their curiosity and initiative while learning about space. This piece honors "The Explorers".





Casa 3: Preschoolers Ages 3-5+ years of age **Water-Crayons**

Within this art piece, the children expressed their creative minds as they created their designs. The materials used in this activity were water-crayons, watercolor paper, and a spray bottle filled with water. The children were eager to use the water-crayons because this was the first time using this type of art medium. This piece allowed the children to experiment with color by learning what happened when the colors were mixed. Then they sprayed water on the new medium which became vibrant and some of the colors blended together. Through experimentation, the children grew to understand the special crayons needed special paper to keep their work from ripping. They experimented with other types of paper and the children discovered that these special water-crayons indeed needed the special water color paper that was thicker. After making their pictures they also discovered that the crayons left residue on their hands. They laughed and said, "It's okay Teacher Alma we can wash our hands with lots of soap!"



MIXED AGE GROUP



Mixed Age Group Project - six months of age to kindergarten *An Ordinary Spark* (pictured with President Nelsen)

Encompassing more than just a likeness of our campus, this unique piece reflects both the development of our young artists as well as their unique perspective of campus life. Each drip, splatter, and line are significant. They represent new experiences, continued exploration, an expanding understanding of the world, and the mastery of news skills. Inspired by everyday moments, the children used paint, pellon fabric, markers, and tissue paper to depict themselves, their friends, and their family on campus. As they created, they enthusiastically shared their own stories and the significance of each building to them and their family. Proof that even simple moments can be all it takes to spark a love of learning for "the next generation of Hornets". Stingers up!





Mixed Age Group Project - six months of age to kindergarten ***Imprint***

From the children of the Casa 1 classroom (ranging from 3-5 years of age) the beautiful silk eco prints are evidence that even the simplest activities can leave a big impact on children's learning. In this multi day project the children collected plants native to campus before bundling and steaming them. As the children collected, they compared and contrasted each item before working together to place them on the silk creating unique patterns. Each scarf was bundled and steamed allowing the natural tannin from the plants to transfer to the silk preserving their pattern. The children were delighted to unwrap each bundle and see how their pattern had been transforming and if their predictions were correct. These beautiful pieces capture both the beauty of campus and the beauty of the learning.



Mixed Age Group Project - six months of age to kindergarten *Cosmos*

This piece shows children's ability to be as limitless as the stars! This beautiful piece was completed by children 6 months of age to Kindergarten. A compilation of techniques and art media as each layer reflect the exploration of a different age group. Created using finger paint, paper mache', mulch, and black sand. Each layer provides a unique textural experience creating movement and depth. In this piece the children worked on hand eye coordination, use of shared space and materials, and cause and effect among other skills.





Mixed Age Group Project - six months of age to kindergarten ***Green and Gold***

Created by our 2 and young 3 year old hornets, over the course of multiple semesters, this piece was inspired by the campus community's enthusiasm for hands on learning. The children of La Casita (2/3 year olds) explored various ways to apply paint including paint brushes, balls, flyswatters, squirt bottles, and various other found objects. They enthusiastically applied each layer side by side with their peers exploring concepts of line, texture, and color as they created. Created with unrivaled enthusiasm and curiosity this piece mirrored the passion for learning and play which characterized ASI.



Mixed Age Group Project - six months of age to kindergarten
Repetition

This unique piece is a compilation of work created by children 6 month of age through kindergarten over the course of multiple semesters. In this piece the children explored the concepts of pattern, shape, and space as they worked to apply paint and collage materials in various layers. The use of repeated shapes and colors created a cohesive display. The patterns created when they applied the paint captured their unique styles and perspectives.



Thank Yous

We would like to extend a big THANK YOU to all friends who made this exhibit possible, including the University Union for the gallery space, all the parents who donated supplies for the projects, and all our staff who worked with the children!

